
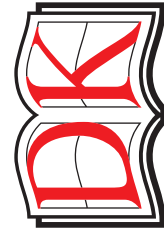



















EYEWITNESSES



What Will You Eyewitness Next?



A WORLD OF IDEAS:
SEE ALL THERE IS TO KNOW

www.dk.com



The ground-breaking Eyewitness series, which transformed the look of nonfiction in books for young people, is back and as visually dazzling as ever. With its eye-catching appeal, the series captures the attention of students and introduces them to high interest topics that span the curriculum: *Ancient Egypt*, *World War I*, *Rocks & Minerals*, *Ocean*, and more. Striking color photographs and excellent graphics fill each page, with maps, diagrams, timelines, colorful charts and tables, and step-by-step pictures to clarify new concepts.

Many aspects of the Eyewitness series make it a powerful tool for implementing the Common Core State Standards. The standards put a fresh emphasis on informational text, requiring students at all levels to use and evaluate content in visual, quantitative, and text formats. With their survey format and curriculum-related subjects, the Eyewitness books lend themselves to research, writing, and presentations. As the books move logically through their rich material, each double-page spread examines a subtopic with an overview paragraph, pertinent examples, and informative captions. Nonfiction text features such as subheadings, sidebars, boxed text, captions, labels, and arrows aid students throughout. Each book opens with a table of contents and concludes with appendices, a glossary, and an index. From beginning to end, each Eyewitness book brims over with fascinating facts and striking photos certain to attract students and keep them reading.

KEY IDEAS AND DETAILS (Anchor Standards 1, 2 & 3)

The structure of the Eyewitness books works well with the first three Common Core Anchor Standards for reading informational text. These three standards call for reading closely to determine explicit and implicit meaning, identify central ideas and themes, and analyze development of events and ideas throughout the text. The easy-to-follow organization of the Eyewitness books and their effective use of visual elements to reinforce the text facilitates this process for students. Students gain practice in close reading on each page, and in analyzing the development of events and ideas throughout each book.

THE IMPORTANCE OF VISUAL INFORMATION (Anchor Standard 7)

Information in modern times is increasingly conveyed through visual components along with text. Students need to be able to understand the advantages of each component, evaluate their effectiveness, and integrate visuals and text in projects and presentations. The Eyewitness books model the integration of photographs, other graphic elements, and text in introducing an informational topic. After students have each read one of the books, have them discuss what the visual elements add and how the visuals complement the text, considering what the book would be like if it had only text or only photographs.

DOMAIN SPECIFIC VOCABULARY (Anchor Standard 4)

Under the Common Core State Standards, students focus on vocabulary by analyzing words to understand their literal, figurative, and connotative meanings. When studying informational text, students are specifically instructed to examine “academic and domain-specific words and phrases.” The Eyewitness books introduce domain-specific vocabulary in the areas of history and social studies as well as science and technical subjects. The new vocabulary is woven into the text so students will be able to figure out its meaning from the context, with the option of consulting two-page glossaries where some of the words are illustrated with photographs. Encourage students to get into the habit of noting unfamiliar words, trying to discern their meaning, and then looking them up. As students read the Eyewitness books, have them print and illustrate new words to mount on an Eyewitness Word Wall display.

FIND OUT MORE

Each of the Eyewitness Books concludes with a two-page spread titled “Find Out More.” The page points students to useful websites for exploring the book’s topic further. For example, *Ocean* lists sites about scientific underwater exploration, coastal Louisiana, tide pool flashcards, and web cams at the Monterey Bay Aquarium. Photographs and captions highlight studying a tide pool, looking for sea shells, visiting aquariums and marine sanctuaries, and going whale watching. A boxed sidebar lists places to visit around the country that are all related to ocean studies.

EXPOSITORY WRITING (Anchor Standards 2, 7 & 8)

Writing to convey and analyze information plays an important role in the Common Core Writing Standards, which require students to develop “topic with facts, definitions, concrete details, quotations, or other information and examples.” The Eyewitness books not only provide material for such projects, they also model succinct writing which focuses on facts, definitions, and details. As students look for inspiration on what to write about, each Eyewitness book provides a host of intriguing topics and subtopics. For example, the Eyewitness book on Ancient Egypt has double-page spreads on the royal court, great pyramids, weapons of war, toys and games, and much more.

COMPARING & CONTRASTING (Anchor Standards 5 & 9)

Because the Eyewitness books share a similar format, as do the pages within the book, they facilitate practice in comparing and contrasting text in terms of structure and content. Have students choose an Eyewitness book that captures their interest. After reading the book carefully, have them analyze how the information is presented, comparing and contrasting two subtopics, each of which is presented on a double-page spread. First, have students analyze the structure, looking at the introductory paragraphs, headings and subheadings, photographs, diagrams, and use of captions. Then have them find another book on the same topic and compare the structure and content of the two books. They can consider how broadly and deeply each book covers the topic, how well visual elements are incorporated, and how text features like headings and captions are used. Follow this with a class discussion of the strengths of each approach and why they think the authors choose to present the same topic in different ways.

DISCUSSIONS AND PRESENTATIONS (Anchor Standards 1, 4 & 5)

Recognizing the importance of communication skills in our world, the Common Core Standards require students to join in a variety of discussions on different topics. Students must also participate in formal presentations. For informal or formal speaking, students will find numerous appealing topics in the Eyewitness series—from cats, to wonders of the world, to the *Titanic*. The images and visuals in the books can be used to accompany students while they are presenting, helping to satisfy visual-display requirements.